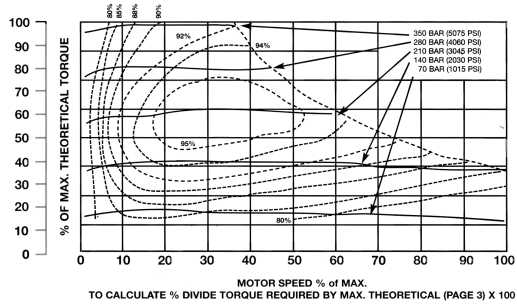
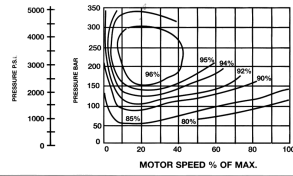


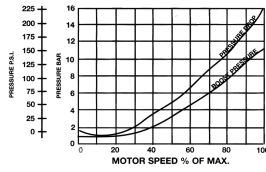
TYPICAL PERFORMANCE DATA - TORQUE AND OVERALL EFFICIENCY



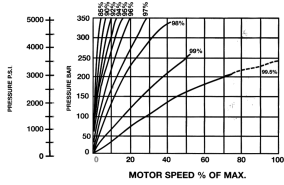
MECHANICAL EFFICIENCY



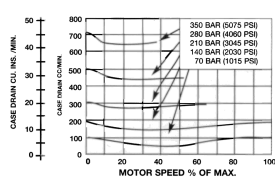
PRESSURE DROP AND BOOST PRESSURE



VOLUMETRIC EFFICIENCY



CASE DRAIN



CONSULT FACTORY FOR ACTUAL MOTOR PERFORMANCE DATA